

# IE-SSV

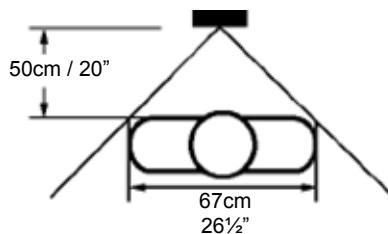
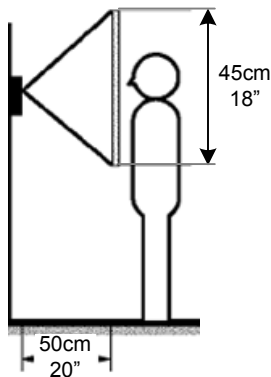

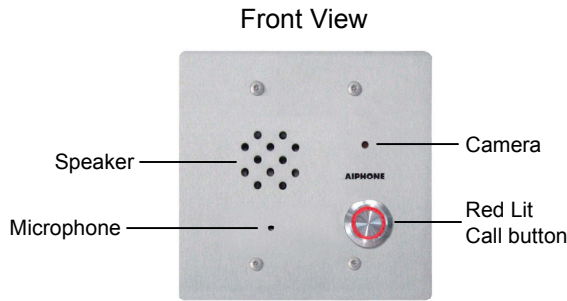
## Vandal Resistant Sub Station with built in Color Pinhole Camera for use with AX, IE, TC-M, or TD-H Systems

### - INSTRUCTIONS -


The IE-SSV is a 2-gang stainless steel vandal proof and weather resistant sub station designed for use with the systems listed above. It is constructed of 12 gauge stainless steel and has a stand alone color camera built in. The unit either flush mounts into a 2-gang box, or surface mounts using the SBX-2G. Each unit includes a 12V DC power supply for the camera, tamper proof screws, and a tool for installation.

### INSTALLATION:

1. For flush mounting, install sub station in standard 2-gang electrical box with minimum 2-1/2" depth.
2. For surface mounting, use the SBX-2G surface mount enclosure (sold separately).
3. **Only the 12V DC power supply included should be used to power the IE-SSV camera.**
4. **IMPORTANT!** These units are designed for use in normal weather conditions, and to allow drainage and evaporation of moisture that naturally gets into the unit. **Do not apply caulking or silicone sealant around the unit when installing, and do not use weather stripping around the perimeter of the box when mounting.** If sealing the unit is required, the bottom must remain unsealed. Sealing the unit will prevent or inhibit moisture from dissipating from inside the unit, which may cause corrosion or deterioration of the internal components over time.



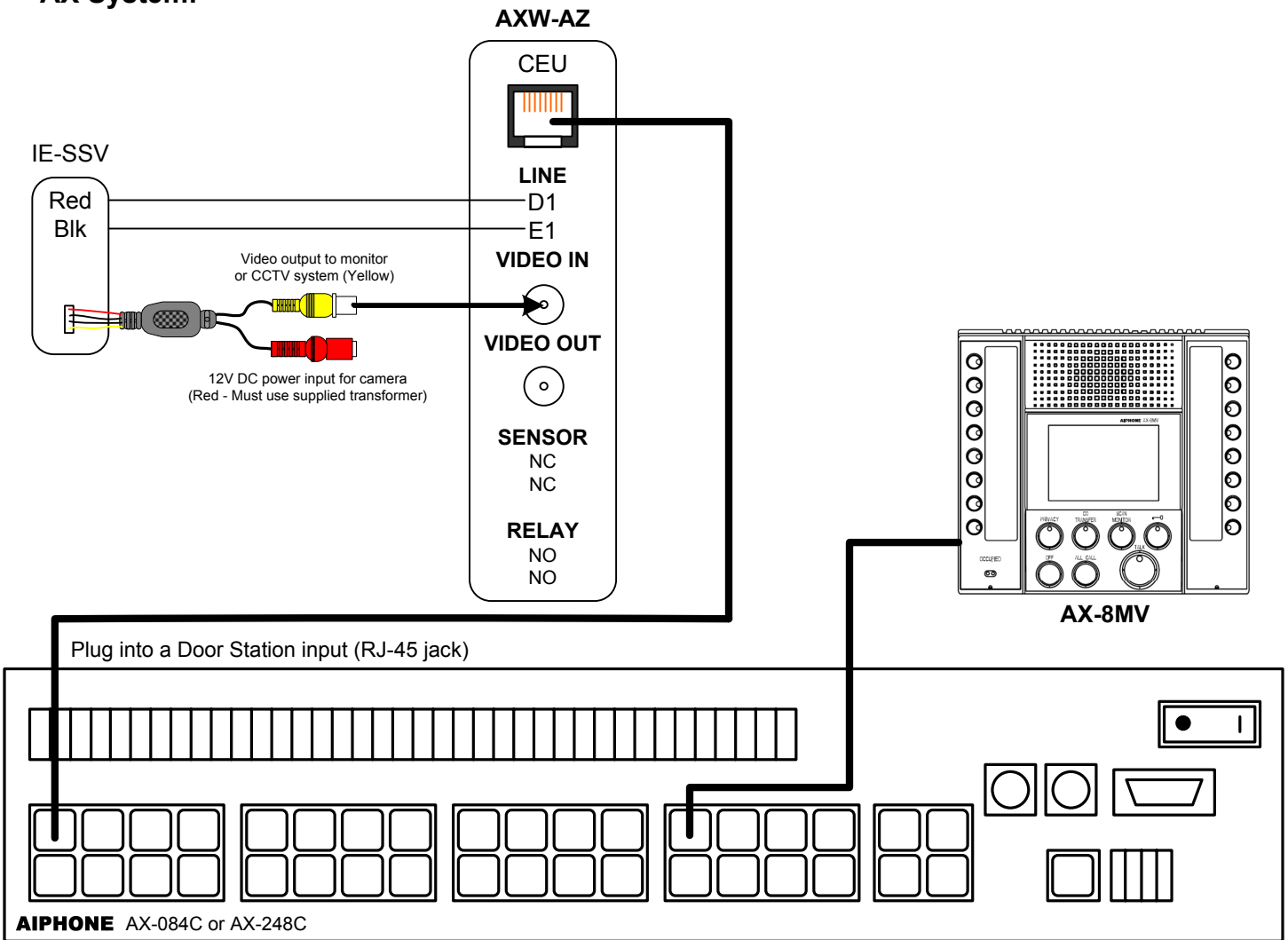
The view achieved if the subject is 20" from the camera is: 18" Vertically and 26½" Horizontally



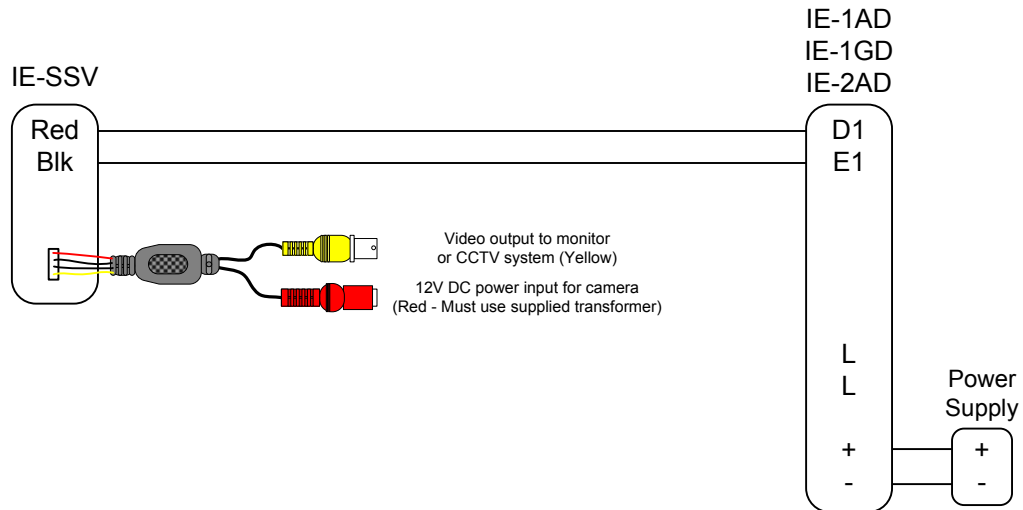
Transparent corner shadowing on the picture is normal.

# WIRING DIAGRAMS:

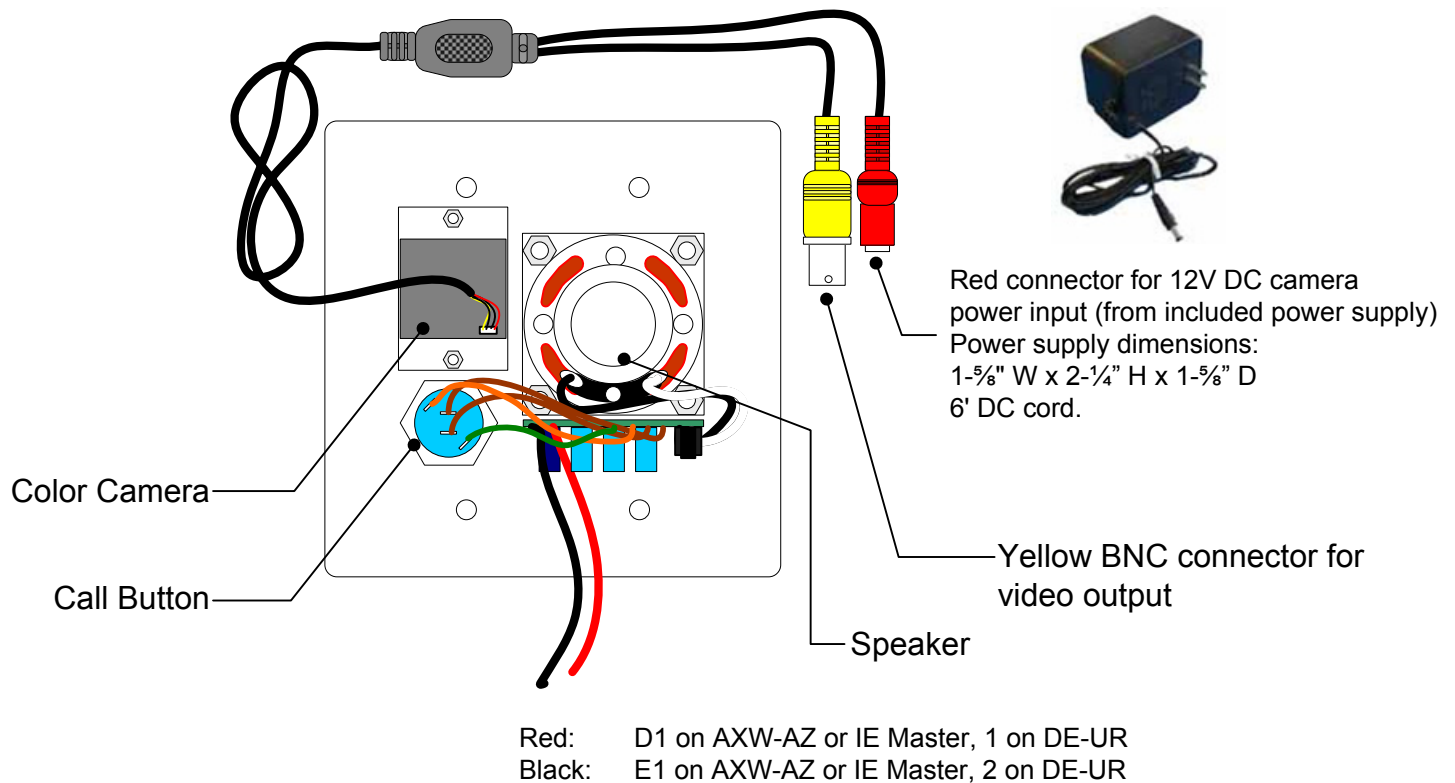
## AX System:



## IE System:



## IE-SSV BACK VIEW:



### SPECIFICATIONS:

Audio Power Source:	Supplied by master station
Speaker:	Baffle protected, water proof and puncture resistant, 2.4 oz. magnet
Microphone:	Baffle protected ECM
Call Button:	SPST call button, momentary activation. Limited stop button
Call Annunciation:	Press button on sub and master rings. Chime tone on IE masters and ring tone on AX master for duration set in system programming.
Communication:	Hands free at sub. IE master is handset, AX master is push-to-talk, release-to-listen or VOX.
CCTV Camera Output:	75 Ohm, 1Vp-p, NTSC, DC-coupled
Iris Control:	Auto
Minimum Illumination:	1.0 lux
Camera image sensor:	1/3" CCD
Focal Length:	4.3mm Cone Pinhole Lens (78°)
Effective Pixels:	510(H) x 492(V) NTSC
Camera Power Source:	12V DC, 100mA (via included power supply)
MTBF:	(Mean Time Before Failure) 80,000 Hours
Faceplate:	12 gauge stainless steel
Mounting:	Flush mount into a 2-gang box (minimum 2-1/2" depth) or surface mount into SBX-2G (sold separately) Tamper proof screws included (6x32 for use with flush 2-gang box) with T-10 TORX bit When using SBX-2G, use the hardware included with that unit.
Terminations:	Color-coded prewired pigtails. Red wire = "D1 or 1"; Black wire = "E1 or 2" Red connector = 12VDC power; Yellow connector = 75 Ohm / 1Vp-p video output (BNC).
Operating Temperature:	14°F ~ 140°F (-10°C ~ 60°C)
Audio Wiring:	2 conductor shielded cable is recommended. Use Aiphone #822202 or #821802.
Audio Wiring Distance:	See system that unit is being used with for distance specifications.
Video Wiring:	Independent BNC connection from substation pigtail to destination video device.
Dimensions (H x W x D):	IE-SSV alone: 4-11/16" x 4-11/16" x 2" With SBX-2G: 4-3/4" x 4-7/8" x 3-5/8" (Top) 2-3/8" (Bottom)